



Europe's leading producer of Pillars and Spacers.



## PRODUCT RANGE



Mulder-Hardenberg bv, The Netherlands  
Tel.: +31 (0)23 - 531 91 84  
infonl@m-h.biz

Mulder-Hardenberg N.V., Belgium  
Tel.: +32 (0)3 - 660 13 20  
infobe@m-h.biz

Mulder-Hardenberg GmbH, Germany  
Tel.: +49 (0)6192 - 97 91 85  
infode@m-h.biz

[www.mulder-hardenberg.com](http://www.mulder-hardenberg.com)

# **CONTENTS**

## **NYLON PILLARS**

- Round
- Hexagonal

## **MICRO PILLARS**

## **NYLON SPACERS**

- Clearance
- Threaded

## **SNAP-IN PILLARS & SPACERS**

## **HEADED INSULATING BUSHES**

## **METRIC SCREWS, NUTS & WASHERS**

## **BRASS SPACERS**

## **BRASS PILLARS**

## **STEEL PILLARS**

## **SCREWLOCK ASSEMBLIES**

## **EARTHING BARS**

## **MACHINED COMPONENTS**

# NYLON PILLARS

**OUR STANDARD NYLON PILLARS  
COME IN ROUND, HEXAGONAL AND  
MICRO SPECIFICATIONS.**

## ADAPTABILITY

As well as keeping popular Nylon Pillar sizes in stock for immediate delivery, we also provide, in-house manufacture of any custom length\* at NO EXTRA COST. Our regular sizes increment in 5mm steps and also include exact metric equivalents to imperial sizes. The price for a custom length Pillar will be the same as that for the nearest longer standard size. For instance, that means a 22.6mm Pillar will cost you no more than a 25mm Pillar. Minimum order quantity remains at 100 units, as with our standard stock. Delivery for custom sizes is usually less than three days.

In addition, on-site manufacturing means we can rapidly and economically alter other attributes, such as body style, body diameter, thread type and thread length to your exact requirements. Our additional charge is just 15% for each customised attribute. As an example, you can specify a 37.5mm round Nylon Pillar featuring an M3 female insert at one end and a 20mm long M4 male thread at the other. The price would be the same as a 40mm Pillar plus 30% for the two special attributes. Delivery is normally less than one week.

\*above the minimum body length

## SHOCK RESISTANCE

The innovative design of the G&B brass insert makes the standoff inherently resistant to shock from incidents that typically cause inferior products to fail, for example vibration in use, movement in transit, accidental falls, etc. The exceptional strength and resilience of our Nylon Pillars come from a combination of the solid body style and the location of the insert within the body. To date, we have never known a G&B-designed insert to disengage from the nylon body in any practical application.

As part of our development strategy, we continue to monitor plastics materials but currently insist upon deploying only the highest grade virgin Nylon 66 to deliver the superior characteristics you expect from G&B.

## INSULATION

In many applications, the specification for a supporting standoff calls for electrical insulation properties. Clearly, metal pillars cannot deliver this while solid plastic pillars are rarely able to provide the required strength. The optimum solution is a Nylon Pillar. G&B Nylon Pillars offer excellent insulation characteristics, thanks to the solid nylon body that minimises flashover and eliminates the internal current tracking issues found in some hollow designs. Mechanical resilience under compression comes from the high grade Nylon 66 material we deploy, while superior strength under tension is a function of our innovative insert design.

# ROUND NYLON PILLARS

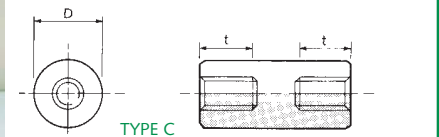
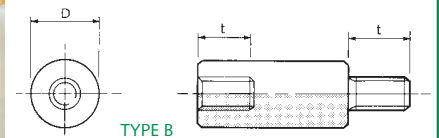
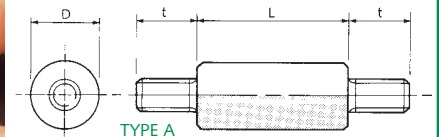
## KEY FACTS

- Material: Body – Nylon 66 (natural)  
Inserts – Brass (self colour).
- Operating temperature:  $-30^{\circ}\text{C}$  to  $+85^{\circ}\text{C}$ .
- P.T.F.E. available for temperatures up to  $250^{\circ}\text{C}$ .
- Flammability ratings on application.
- All dimensions in millimetres.
- RoHS compliant.

- Minimum order 100 pieces.
- Attractive quantity discounts available.
- Carriage is charged on all orders.
- Plated inserts cost plus 10%.
- Special features such as non-standard thread lengths, odd ends etc. cost plus 15% per feature.
- Pillars with screwdriver slots, cross holes etc. available on request.



## ROUND PILLARS



## NYLON PILLARS TYPE A, B or C

Thread	M2, M2.5, M3, 6BA or 4-40 UNC	M3.5, M4 4BA or 6-32 UNC	M5, 2BA, 8-32 UNC or any smaller thread listed	M6, OBA, 1/4-20 UNC or any smaller thread listed	M8 or any smaller thread listed	M8 or any smaller thread listed	M10 or any smaller thread listed	M12 or any smaller thread listed
Standard Thread Length or Depth 't'	6.0	6.0	10.0	12.7	14.0	14.0	20.0	25.0
Nominal Body Diameter 'D'	8.0 (6.5 on request)	8.0	9.5	12.7	15.9	19.0	25.0	30.0
Minimum Body Length 'L'	10.0	12.7	19.0	22.0	30.0	30.0	38.0	45.0
We can manufacture any body length you require, but please refer to above panel for minimum body length possible. Please note in some instances the minimum body length can only be achieved by decreasing the standard thread depth.								
SPECIFY YOUR EXACT BODY LENGTH AT NO EXTRA CHARGE	Body Length 'L' (Millimetres)							
	Up to 15							
	Up to 25							
	Up to 35							
	Up to 45							
	Up to 55							
	Up to 65							
	Up to 75							
	Up to 85							
	Up to 95							
Up to 105								

## SHOCK RESISTING • INSULATING • ADAPTABLE

### CUSTOM MADE PILLARS

As well as keeping popular Nylon Pillar sizes in stock for immediate delivery, we also provide, in-house manufacture of any custom length\* at NO EXTRA COST. Our regular sizes increment in 5mm steps and also include exact metric equivalents to imperial sizes. The price for a custom length Pillar will be the same as that for the nearest longer standard size. For instance, that means a 22.6mm Pillar will cost you no more than a 25mm Pillar. Minimum order quantity remains at 100 units, as with our standard stock. Delivery for custom sizes is usually less than three days.

In addition, on-site manufacturing means we can rapidly and economically alter other attributes, such as body style, body diameter, thread type and thread length to your exact requirements. Our additional charge is just 15% for each customised attribute. As an example, you can specify a 37.5mm round Nylon Pillar featuring an M3 female insert at one end and a 20mm long M4 male thread at the other. The price would be the same as a 40mm Pillar plus 30% for the two special attributes. Delivery is normally less than one week.

\*above the minimum body length

Please note standard thread length and body diameter will be supplied unless stated otherwise.

PLEASE USE ORDERING CODE NP 8.0/25.0/B/M4

Nylon Pillar \_\_\_\_\_  
 Body Diameter \_\_\_\_\_  
 Body Length \_\_\_\_\_  
 Type A, B or C \_\_\_\_\_  
 Thread Size \_\_\_\_\_

# HEXAGONAL NYLON PILLARS

## KEY FACTS

- Material: Body – Nylon 66 (natural)  
Inserts – Nylon Brass (self colour).
- Operating temperature: -30°C to +85°C.
- Flammability ratings on application.
- All dimensions in millimetres.
- RoHS compliant.

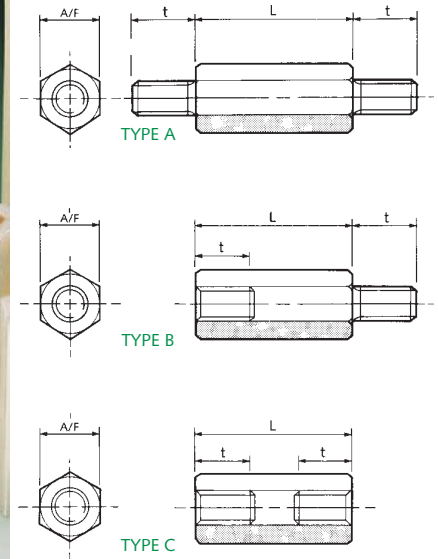
- Minimum order 100 pieces.
- Attractive quantity discounts available.
- Carriage is charged on all orders.
- Plated inserts cost plus 10%.
- Special features such as non-standard thread lengths, odd ends etc. are available.

## CUSTOM MADE PILLARS

In addition to our standard range of Hexagonal Nylon Pillars we offer a process which allows the body length, type and length of thread to be adjusted quickly and economically so that you may call for your exact requirements. However the best possible delivery is likely to be for the metric lengths listed opposite.



## HEXAGONAL PILLARS



# HEXAGONAL NYLON PILLARS TYPE A,B, or C

Thread		M3 also available M2, M2.5 6BA & 4-40 UNC	M4 also available M3.5 4BA & 6-32 UNC	M5 also available 2BA & 8-32 UNC	M6 also available 0BA & 1/4-20 UNC
Thread Length and Depth 't'		6.0	6.0	10.0	12.7
Body size across flats		6.35 A/F	8.0 A/F	9.5 A/F	12.7 A/F
Order Code		Order Code	Order Code	Order Code	Order Code
Body Length 'L' (Millimetres)	15	HNP 15-A-M3 HNP 15-B-M3 HNP 15-C-M3	HNP 15-A-M4 HNP 15-B-M4 HNP 15-C-M4		
	20	HNP 20-A-M3 HNP 20-B-M3 HNP 20-C-M3	HNP 20-A-M4 HNP 20-B-M4 HNP 20-C-M4	HNP 20-A-M5 HNP 20-B-M5 HNP 20-C-M5	
	25	HNP 25-A-M3 HNP 25-B-M3 HNP 25-C-M3	HNP 25-A-M4 HNP 25-B-M4 HNP 25-C-M4	HNP 25-A-M5 HNP 25-B-M5 HNP 25-C-M5	HNP 25-A-M6 HNP 25-B-M6 HNP 25-C-M6
	30	HNP 30-A-M3 HNP 30-B-M3 HNP 30-C-M3	HNP 30-A-M4 HNP 30-B-M4 HNP 30-C-M4	HNP 30-A-M5 HNP 30-B-M5 HNP 30-C-M5	HNP 30-A-M6 HNP 30-B-M6 HNP 30-C-M6
	35	HNP 35-A-M3 HNP 35-B-M3 HNP 35-C-M3	HNP 35-A-M4 HNP 35-B-M4 HNP 35-C-M4	HNP 35-A-M5 HNP 35-B-M5 HNP 35-C-M5	HNP 35-A-M6 HNP 35-B-M6 HNP 35-C-M6
	40	HNP 40-A-M3 HNP 40-B-M3 HNP 40-C-M3	HNP 40-A-M4 HNP 40-B-M4 HNP 40-C-M4	HNP 40-A-M5 HNP 40-B-M5 HNP 40-C-M5	HNP 40-A-M6 HNP 40-B-M6 HNP 40-C-M6
	45	HNP 45-A-M3 HNP 45-B-M3 HNP 45-C-M3	HNP 45-A-M4 HNP 45-B-M4 HNP 45-C-M4	HNP 45-A-M5 HNP 45-B-M5 HNP 45-C-M5	HNP 45-A-M6 HNP 45-B-M6 HNP 45-C-M6
	50	HNP 50-A-M3 HNP 50-B-M3 HNP 50-C-M3	HNP 50-A-M4 HNP 50-B-M4 HNP 50-C-M4	HNP 50-A-M5 HNP 50-B-M5 HNP 50-C-M5	HNP 50-A-M6 HNP 50-B-M6 HNP 50-C-M6
	55		HNP 55-A-M4 HNP 55-B-M4 HNP 55-C-M4	HNP 55-A-M5 HNP 55-B-M5 HNP 55-C-M5	HNP 55-A-M6 HNP 55-B-M6 HNP 55-C-M6
	60		HNP 60-A-M4 HNP 60-B-M4 HNP 60-C-M4	HNP 60-A-M5 HNP 60-B-M5 HNP 60-C-M5	HNP 60-A-M6 HNP 60-B-M6 HNP 60-C-M6
	65		HNP 65-A-M4 HNP 65-B-M4 HNP 65-C-M4	HNP 65-A-M5 HNP 65-B-M5 HNP 65-C-M5	HNP 65-A-M6 HNP 65-B-M6 HNP 65-C-M6
	70		HNP 70-A-M4 HNP 70-B-M4 HNP 70-C-M4	HNP 70-A-M5 HNP 70-B-M5 HNP 70-C-M5	HNP 70-A-M6 HNP 70-B-M6 HNP 70-C-M6
75		HNP 75-A-M4 HNP 75-B-M4 HNP 75-C-M4	HNP 75-A-M5 HNP 75-B-M5 HNP 75-C-M5	HNP 75-A-M6 HNP 75-B-M6 HNP 75-C-M6	

SHOCK RESISTING • INSULATING • ADAPTABLE

PLEASE USE ORDERING CODE HNP 25-B-M3  
 Hexagonal Nylon Pillar \_\_\_\_\_  
 Body Length \_\_\_\_\_  
 Type A, B or C \_\_\_\_\_  
 Thread Size \_\_\_\_\_

# MICRO PILLARS

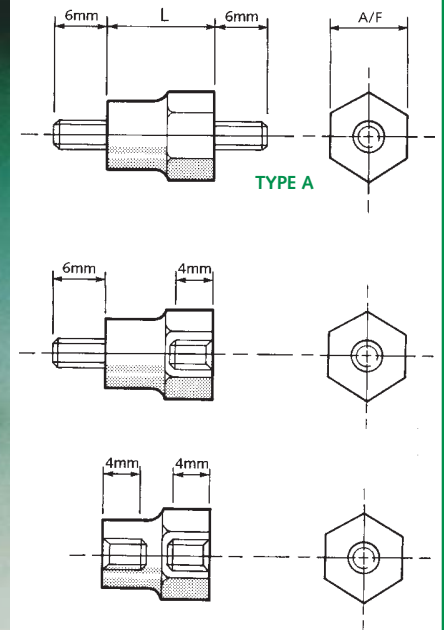
## KEY FACTS

- Material: Body – Nylon 6 (natural)  
Insert – Brass (bright nickel).
- Operating temperature: -30°C to +85°C.
- Flammability ratings on application.
- All dimensions in millimetres.
- RoHS compliant.

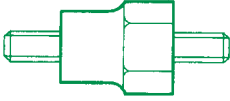
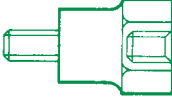
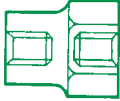
- Minimum order 100 pieces.
- Attractive quantity discounts available.
- Carriage is charged on all orders.




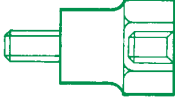
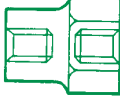
## MICRO PILLARS



## M2.5 MICRO PILLARS

Body Length 'L' (Millimetres)	<b>TYPE A</b> Body A/F: 6mm  Threads: M2.5	<b>TYPE B</b> Body A/F: 6mm  Threads: M2.5	<b>TYPE C</b> Body A/F: 6mm  Threads: M2.5
	Order Code	Order Code	Order Code
4	MP 04-A-M2.5		
5	MP 05-A-M2.5		
6	MP 06-A-M2.5		
7	MP 07-A-M2.5	MP 07-B-M2.5	
8	MP 08-A-M2.5	MP 08-B-M2.5	
9	MP 09-A-M2.5	MP 09-B-M2.5	MP 09-C-M2.5
10	MP 10-A-M2.5	MP 10-B-M2.5	MP 10-C-M2.5
11	MP 11-A-M2.5	MP 11-B-M2.5	MP 11-C-M2.5
12	MP 12-A-M2.5	MP 12-B-M2.5	MP 12-C-M2.5

## M3 MICRO PILLARS

Body Length 'L' (Millimetres)	<b>TYPE A</b> Body A/F: 7mm  Threads: M3	<b>TYPE B</b> Body A/F: 7mm  Threads: M3	<b>TYPE C</b> Body A/F: 7mm  Threads: M3
	Order Code	Order Code	Order Code
4	MP 04-A-M3		
5	MP 05-A-M3		
6	MP 06-A-M3		
7	MP 07-A-M3	MP 07-B-M3	
8	MP 08-A-M3	MP 08-B-M3	
9	MP 09-A-M3	MP 09-B-M3	MP 09-C-M3
10	MP 10-A-M3	MP 10-B-M3	MP 10-C-M3
11	MP 11-A-M3	MP 11-B-M3	MP 11-C-M3      22.10
12	MP 12-A-M3	MP 12-B-M3	MP 12-C-M3

PLEASE USE ORDERING CODE **MP 08-B-M2.5**

Micro Pillar \_\_\_\_\_  
 Body Length \_\_\_\_\_  
 Type A, B or C \_\_\_\_\_  
 Thread Size \_\_\_\_\_

# NYLON CLEARANCE SPACERS

## KEY FACTS

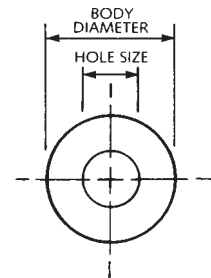
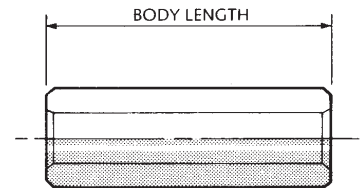
- Material: Nylon 6.
  - Colour: Natural.
  - Operating temperature: -30°C to +85°C.
  - Flammability ratings on application.
  - All dimensions in millimetres.
  - RoHS compliant.
- Minimum order 500 pieces.
  - Attractive quantity discounts available.
  - Carriage is charged on all orders.

## CUSTOM MADE SPACERS

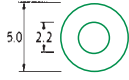
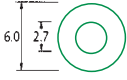
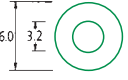
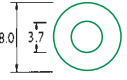
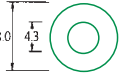
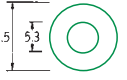
Do not worry if the part you require is not listed - we specialise in producing non-standard Spacers in a wide range of materials at very competitive prices. With this in mind we invite you to specify your requirements however large or small. Alternative body colours are also available for a small surcharge.






## NYLON SPACERS

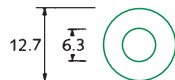
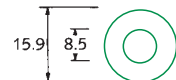
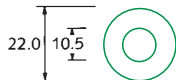
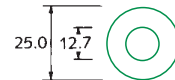


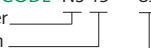


## CLEARANCE SPACERS M2 - M5

Body Length (Millimetres)						
	Suitable for M2 Clear	Suitable for M2.5 Clear	Suitable for M3 Clear	Suitable for M3.5 Clear	Suitable for M4 Clear	Suitable for M5 Clear
Order Code	Order Code	Order Code	Order Code	Order Code	Order Code	Order Code
2	NS 02-22	NS 02-27	NS 02-32	NS 02-37	NS 02-43	NS 02-53
3	NS 03-22	NS 03-27	NS 03-32	NS 03-37	NS 03-43	NS 03-53
4	NS 04-22	NS 04-27	NS 04-32	NS 04-37	NS 04-43	NS 04-53
5	NS 05-22	NS 05-27	NS 05-32	NS 05-37	NS 05-43	NS 05-53
6	NS 06-22	NS 06-27	NS 06-32	NS 06-37	NS 06-43	NS 06-53
7	NS 07-22	NS 07-27	NS 07-32	NS 07-37	NS 07-43	NS 07-53
8	NS 08-22	NS 08-27	NS 08-32	NS 08-37	NS 08-43	NS 08-53
9	NS 09-22	NS 09-27	NS 09-32	NS 09-37	NS 09-43	NS 09-53
10	NS 10-22	NS 10-27	NS 10-32	NS 10-37	NS 10-43	NS 10-53
11	NS 11-22	NS 11-27	NS 11-32	NS 11-37	NS 11-43	NS 11-53
12	NS 12-22	NS 12-27	NS 12-32	NS 12-37	NS 12-43	NS 12-53
13			NS 13-32		NS 13-43	NS 13-53
14			NS 14-32		NS 14-43	NS 14-53
15			NS 15-32		NS 15-43	NS 15-53
16	Available on application		NS 16-32	Available on application	NS 16-43	NS 16-53
17			NS 17-32		NS 17-43	NS 17-53
18			NS 18-32		NS 18-43	NS 18-53
19			NS 19-32		NS 19-43	NS 19-53
20			NS 20-32		NS 20-43	NS 20-53

PLEASE USE  
ORDERING CODE NS 07 - 27  
Nylon Spacer   
Body Length   
Hole Size 

## CLEARANCE SPACERS M6 - M12

Body Length (Millimetres)				
	Suitable for M6 Clear	Suitable for M8 Clear	Suitable for M10 Clear	Suitable for M12 Clear
Order Code	Order Code	Order Code	Order Code	Order Code
5	NS 05-63	NS 05-85	NS 05-105	NS 05-127
10	NS 10-63	NS 10-85	NS 10-105	NS 10-127
15	NS 15-63	NS 15-85	NS 15-105	NS 15-127
20	NS 20-63	NS 20-85	NS 20-105	NS 20-127
25	NS 25-63	NS 25-85	NS 25-105	NS 25-127

PLEASE USE  
ORDERING CODE NS 15 - 85  
Nylon Spacer   
Body Length   
Hole Size 

# NYLON THREADED SPACERS

## KEY FACTS

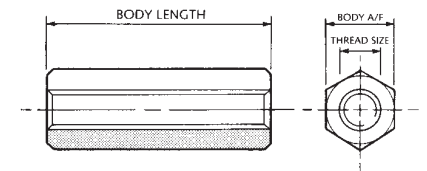
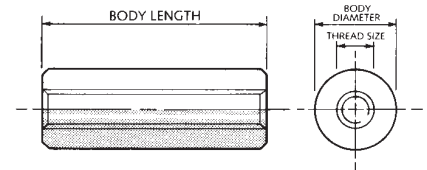
- Material: Nylon 6.
  - Colour: Natural.
  - Operating temperature: -30°C to +85°C.
  - Flammability ratings on application.
  - All dimensions in millimetres.
  - RoHS compliant.
- Minimum order 500 pieces.
  - Attractive quantity discounts.
  - Carriage is charged on all orders.

## CUSTOM MADE SPACERS


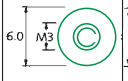
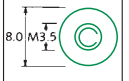
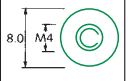
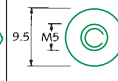
Do not worry if the part you require is not listed - we specialise in producing non-standard Spacers in a wide range of materials at very competitive prices. With this in mind we invite you to specify your requirements however large or small. Alternative body colours are also available for a small surcharge.



## NYLON SPACERS



## THREADED SPACERS M2.5 - M5

Body Length (Millimetres)	 M2.5		 M3		 M3.5		 M4		 M5
	Order Code	Order Code	Order Code	Order Code	Order Code	Order Code	Order Code	Order Code	Order Code
3	NS 03-M2.5	HNS 03-M2.5	NS 03-M3	HNS 03-M3	NS 03-M3.5	HNS 03-M3.5	NS 03-M4	HNS 03-M4	NS 03-M5
4	NS 04-M2.5	HNS 04-M2.5	NS 04-M3	HNS 04-M3	NS 04-M3.5	HNS 04-M3.5	NS 04-M4	HNS 04-M4	NS 04-M5
5	NS 05-M2.5	HNS 05-M2.5	NS 05-M3	HNS 05-M3	NS 05-M3.5	HNS 05-M3.5	NS 05-M4	HNS 05-M4	NS 05-M5
6	NS 06-M2.5	HNS 06-M2.5	NS 06-M3	HNS 06-M3	NS 06-M3.5	HNS 06-M3.5	NS 06-M4	HNS 06-M4	NS 06-M5
7	NS 07-M2.5	HNS 07-M2.5	NS 07-M3	HNS 07-M3	NS 07-M3.5	HNS 07-M3.5	NS 07-M4	HNS 07-M4	NS 07-M5
8	NS 08-M2.5	HNS 08-M2.5	NS 08-M3	HNS 08-M3	NS 08-M3.5	HNS 08-M3.5	NS 08-M4	HNS 08-M4	NS 08-M5
9	NS 09-M2.5	HNS 09-M2.5	NS 09-M3	HNS 09-M3	NS 09-M3.5	HNS 09-M3.5	NS 09-M4	HNS 09-M4	NS 09-M5
10	NS 10-M2.5	HNS 10-M2.5	NS 10-M3	HNS 10-M3	NS 10-M3.5	HNS 10-M3.5	NS 10-M4	HNS 10-M4	NS 10-M5
11	NS 11-M2.5	HNS 11-M2.5	NS 11-M3	HNS 11-M3	NS 11-M3.5	HNS 11-M3.5	NS 11-M4	HNS 11-M4	NS 11-M5
12	NS 12-M2.5	HNS 12-M2.5	NS 12-M3	HNS 12-M3	NS 12-M3.5	HNS 12-M3.5	NS 12-M4	HNS 12-M4	NS 12-M5
13			NS 13-M3	HNS 13-M3			NS 13-M4	HNS 13-M4	NS 13-M5
14			NS 14-M3	HNS 14-M3			NS 14-M4	HNS 14-M4	NS 14-M5
15			NS 15-M3	HNS 15-M3			NS 15-M4	HNS 15-M4	NS 15-M5
16			NS 16-M3				NS 16-M4		NS 16-M5
17			NS 17-M3				NS 17-M4		NS 17-M5
18			NS 18-M3				NS 18-M4		NS 18-M5
19			NS 19-M3				NS 19-M4		NS 19-M5
20			NS 20-M3				NS 20-M4		NS 20-M5

PLEASE USE  
 ORDERING CODE NS 11 - M2.5  
 Nylon Spacer \_\_\_\_\_  
 Body Length \_\_\_\_\_  
 Thread Size \_\_\_\_\_

# SNAP-IN PILLARS & SPACERS

## KEY FACTS

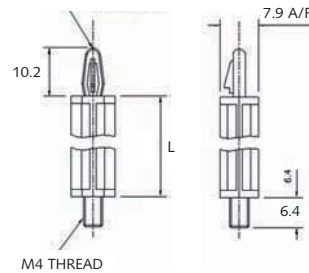
- Material: Nylon 66 (Natural).
- Operating temp: -30°C to +85°C.
- Flammability ratings on application.
- Minimum order 500 pieces/item (Washers 1000/item).
- Alternative colours available.
- Mechanical snap-lock.
- Free samples available for evaluation.
- Dimensions in millimetres.
- RoHS compliant.



## STUDED SNAP-IN PILLARS



TO SNAP LOCK IN A  $\varnothing$  4.0 HOLE IN A 1.6 THICK PANEL

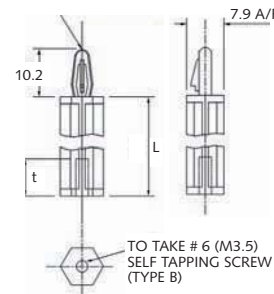


Order Code	'L'
	mm
SSIP-M4-4	6.4
SSIP-M4-6	9.5
SSIP-M4-8	12.7
SSIP-M4-10	15.9
SSIP-M4-12	19.1

## FEMALE SNAP-IN PILLARS

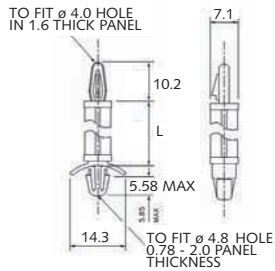


TO SNAP LOCK IN A  $\varnothing$  4.0 HOLE IN A 1.6 THICK PANEL



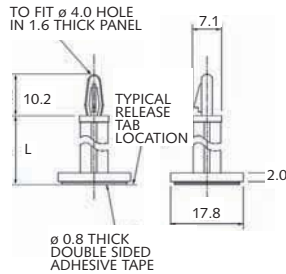
Order Code	'L'	't'
	mm	
FSIP-4	6.4	5.2
FSIP-6	9.5	7.9
FSIP-8	12.7	7.9
FSIP-10	15.9	7.9
FSIP-12	19.1	7.9

## DOUBLE-ENDED SNAP-IN PILLARS



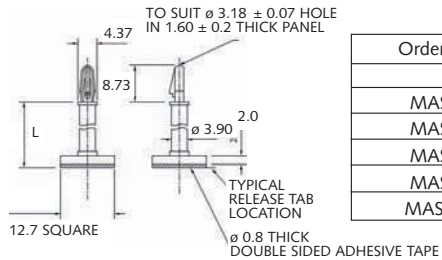
Order Code	'L'
	mm
DSIP-3	4.76
DSIP-4	6.4
DSIP-5	7.9
DSIP-6	9.5
DSIP-7	11.1
DSIP-8	12.7
DSIP-10	15.9
DSIP-12	19.1

## ADHESIVE SNAP-IN PILLARS



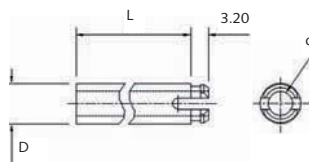
Order Code	'L'
	mm
ASIP-3	4.76
ASIP-4	6.4
ASIP-6	9.5
ASIP-8	12.7
ASIP-10	15.9

## MINI ADHESIVE SNAP-IN PILLARS



Order Code	'L'
	mm
MASIP-3	4.76
MASIP-4	6.4
MASIP-6	9.5
MASIP-8	12.7
MASIP-10	15.9

## SNAP-IN SPACERS



TO SUIT A PANEL THICKNESS OF 1.5mm

Order Code	'L'	'D'	'd'	Mounting Hole Dia ± 0.075
Suitable to Clear M3 Screw				
SIS-3-2	3.2	6.3	3.2	4.7
SIS-3-3	4.76	6.3	3.2	4.7
SIS-3-4	6.4	6.3	3.2	4.7
SIS-3-5	7.9	6.3	3.2	4.7
SIS-3-6	9.5	6.3	3.2	4.7
SIS-3-8	12.7	6.3	3.2	4.7
SIS-3-10	15.9	6.3	3.2	4.7
Suitable to Clear M4 Screw				
SIS-4-4	6.4	7.1	4.3	5.9
SIS-4-5	7.9	7.1	4.3	5.9
SIS-4-6	9.5	7.1	4.3	5.9
SIS-4-8	12.7	7.1	4.3	5.9
SIS-4-10	15.9	7.1	4.3	5.9

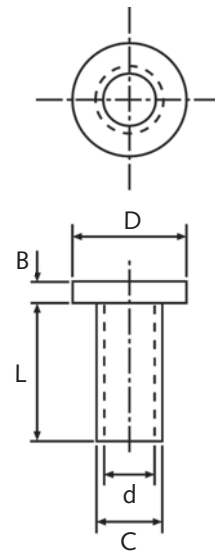
# HEADED INSULATING BUSHES

## KEY FACTS

- Material: Nylon 66 (Natural).
- Operating temp: -30°C to +85°C.
- Flammability ratings on application.
- All prices £/100.
- Minimum order 500 pieces/item.
- Attractive quantity discounts available.
- Carriage is charged on all orders.
- Alternative colours available.
- Dimensions in millimetres.
- RoHS compliant.



## HEADED INSULATING BUSHES



## HEADED INSULATING BUSHES

Order Code	'L'	'D'	'd'	'C'	'B'
HIB-4-2	0.8	8.7	4.4	5.2	1.6
HIB-4-4	1.6	8.7	4.4	5.2	1.6
HIB-4-6	2.4	8.7	4.4	5.2	1.6
HIB-4-8	3.2	8.7	4.4	5.2	1.6
HIB-4-12	4.7	8.7	4.4	5.2	1.6
HIB-4-16	6.4	8.7	4.4	5.2	1.6
HIB-4-24	9.5	8.7	4.4	5.2	1.6
HIB-4-32	12.7	8.7	4.4	5.2	1.6
HIB-5-2	0.8	10.1	5.1	6.6	1.6
HIB-5-4	1.6	10.1	5.1	6.6	1.6
HIB-5-6	2.4	10.1	5.1	6.6	1.6
HIB-5-8	3.2	10.1	5.1	6.6	1.6
HIB-5-12	4.7	10.1	5.1	6.6	1.6
HIB-5-16	6.4	10.1	5.1	6.6	1.6
HIB-5-24	9.5	10.1	5.1	6.6	1.6
HIB-5-32	12.7	10.1	5.1	6.6	1.6
HIB-6-2	0.8	13	6.6	7.9	1.6
HIB-6-4	1.6	13	6.6	7.9	1.6
HIB-6-6	2.4	13	6.6	7.9	1.6
HIB-6-8	3.2	13	6.6	7.9	1.6
HIB-6-12	4.7	13	6.6	7.9	1.6
HIB-6-16	6.4	13	6.6	7.9	1.6
HIB-6-24	9.5	13	6.6	7.9	1.6
HIB-6-32	12.7	13	6.6	7.9	1.6
HIB-8-2	0.8	15.7	8.1	9.1	1.6
HIB-8-4	1.6	15.7	8.1	9.1	1.6
HIB-8-6	2.4	15.7	8.1	9.1	1.6
HIB-8-8	3.2	15.7	8.1	9.1	1.6
HIB-8-12	4.7	15.7	8.1	9.1	1.6
HIB-8-16	6.4	15.7	8.1	9.1	1.6
HIB-8-24	9.5	15.7	8.1	9.1	1.6

# METRIC SCREWS, NUTS AND WASHERS

## KEY FACTS

### NYLON

- Material: Nylon 66 (Natural).
- Operating temp: -30°C to +85°C.
- Flammability rating on application.

### BRASS

- Material: Brass (CZ 121).
  - Finish: Bright nickel.
- 
- RoHS compliant.

- Minimum order 500 pieces/item (Washers 1000/item).
- Attractive quantity discounts available.
- Carriage is charged on all orders.
- Alternative colours available.
- Dimensions in millimetres.

## METRIC SCREWS, NUTS AND WASHERS



## METRIC SCREWS, NUTS AND WASHERS

Nylon 66			Nickel Plated Brass		
Slotted Cheese Head Screw					
Order Code	Thread	Length	Order Code	Thread	Length
SN-25-6	M2.5	6	SB-25-6	M2.5	6
SN-25-8	M2.5	8	SB-25-8	M2.5	8
SN-25-10	M2.5	10	SB-25-10	M2.5	10
SN-3-6	M3	6	SB-3-6	M3	6
SN-3-8	M3	8	SB-3-8	M3	8
SN-3-10	M3	10	SB-3-10	M3	10
SN-3-12	M3	12	SB-3-12	M3	12
SN-4-6	M4	6	SB-4-6	M4	6
SN-4-8	M4	8	SB-4-8	M4	8
SN-4-10	M4	10	SB-4-10	M4	10
SN-4-12	M4	12	SB-4-12	M4	12
SN-4-16	M4	16	SB-4-16	M4	16
SN-5-8	M5	8	SB-5-8	M5	8
SN-5-10	M5	10	SB-5-10	M5	10
SN-5-12	M5	12	SB-5-12	M5	12
SN-5-16	M5	16	SB-5-16	M5	16
SN-5-20	M5	20	SB-5-20	M5	20
Nuts					
NN-25	M2.5		NB-25	M2.5	
NN-3	M3		NB-3	M3	
NN-4	M4		NB-4	M4	
NN-5	M5		NB-5	M5	
Washers					
WN-25	M2.5		WB-25	M2.5	
WN-3	M3		WB-3	M3	
WN-4	M4		WB-4	M4	
WN-5	M5		WB-5	M5	

# CLEARANCE & THREADED BRASS SPACERS

## KEY FACTS

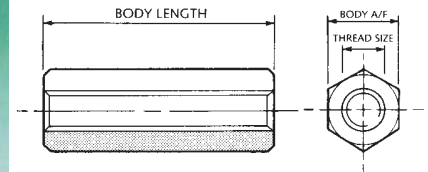
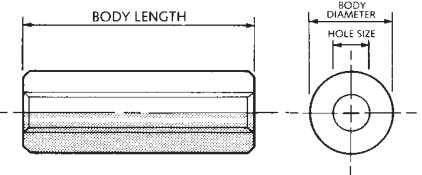
- Material: Brass (CZ 121).
  - Finish: Bright nickel.
  - All dimensions in millimetres.
  - RoHS compliant.
- Minimum order 500 pieces.
  - Attractive quantity discounts available.
  - Carriage is charged on all orders.

## CUSTOM MADE SPACERS

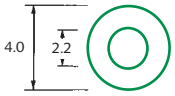
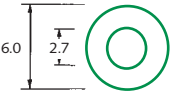
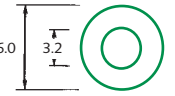
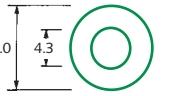
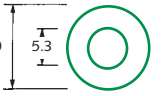
Do not worry if the part you require is not listed - we specialise in producing non-standard Spacers in a wide range of materials at very competitive prices. With this in mind we invite you to specify your requirements however large or small.



## BRASS SPACERS

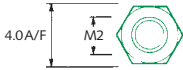
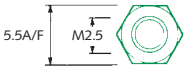
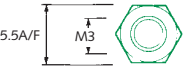
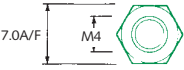
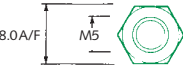


## CLEARANCE SPACERS

Body Length (Millimetres)					
	Suitable for M2 Clear	Suitable for M2.5 Clear	Suitable for M3 Clear	Suitable for M4 Clear	Suitable for M5 Clear
	Order Code	Order Code	Order Code	Order Code	Order Code
3	BS 03-22	BS 03-27	BS 03-32	BS 03-43	BS 03-53
4	BS 04-22	BS 04-27	BS 04-32	BS 04-43	BS 04-53
5	BS 05-22	BS 05-27	BS 05-32	BS 05-43	BS 05-53
6	BS 06-22	BS 06-27	BS 06-32	BS 06-43	BS 06-53
7	BS 07-22	BS 07-27	BS 07-32	BS 07-43	BS 07-53
8	BS 08-22	BS 08-27	BS 08-32	BS 08-43	BS 08-53
9	BS 09-22	BS 09-27	BS 09-32	BS 09-43	BS 09-53
10	BS 10-22	BS 10-27	BS 10-32	BS 10-43	BS 10-53
11	BS 11-22	BS 11-27	BS 11-32	BS 11-43	BS 11-53
12	BS 12-22	BS 12-27	BS 12-32	BS 12-43	BS 12-53
13	Available on application		BS 13-32	BS 13-43	BS 13-53
14			BS 14-32	BS 14-43	BS 14-53
15			BS 15-32	BS 15-43	BS 15-53
20			BS 20-32	BS 20-43	BS 20-53
25			BS 25-32	BS 25-43	BS 25-53
30			BS 30-32	BS 30-43	BS 30-53

PLEASE USE ORDERING CODE BS 04 - 27  
 Brass Clearance Spacer \_\_\_\_\_  
 Body Length \_\_\_\_\_  
 Hole Size \_\_\_\_\_

## THREADED SPACERS

Body Length (Millimetres)					
	M2	M2.5	M3	M4	M5
	Order Code	Order Code	Order Code	Order Code	Order Code
3	BS 03-M2	BS 03-M2.5	BS 03-M3	BS 03-M4	BS 03-M5
4	BS 04-M2	BS 04-M2.5	BS 04-M3	BS 04-M4	BS 04-M5
5	BS 05-M2	BS 05-M2.5	BS 05-M3	BS 05-M4	BS 05-M5
6	BS 06-M2	BS 06-M2.5	BS 06-M3	BS 06-M4	BS 06-M5
7	BS 07-M2	BS 07-M2.5	BS 07-M3	BS 07-M4	BS 07-M5
8	BS 08-M2	BS 08-M2.5	BS 08-M3	BS 08-M4	BS 08-M5
9	BS 09-M2	BS 09-M2.5	BS 09-M3	BS 09-M4	BS 09-M5
10	BS 10-M2	BS 10-M2.5	BS 10-M3	BS 10-M4	BS 10-M5
11	BS 11-M2	BS 11-M2.5	BS 11-M3	BS 11-M4	BS 11-M5
12	BS 12-M2	BS 12-M2.5	BS 12-M3	BS 12-M4	BS 12-M5
13	Available on application		BS 13-M3	BS 13-M4	BS 13-M5
14			BS 14-M3	BS 14-M4	BS 14-M5
15			BS 15-M3	BS 15-M4	BS 15-M5

PLEASE USE ORDERING CODE BS 08 - M2.5  
 Brass Threaded Spacer \_\_\_\_\_  
 Body Length \_\_\_\_\_  
 Thread Size \_\_\_\_\_

# BRASS PILLARS

## KEY FACTS

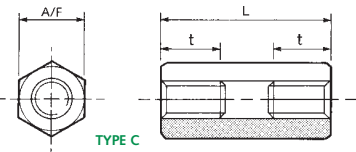
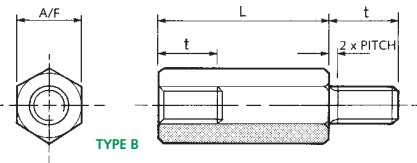
- Material: Brass (CZ 121).
  - Finish: Bright nickel.
  - All dimensions in millimetres.
  - TYPE A (Male/Male) Brass Pillars are available on request.
  - RoHS compliant.
- Minimum order 100 pieces.
  - Attractive quantity discounts available.
  - Carriage is charged on all orders.

## CUSTOM MADE PILLARS

Do not worry if the part you require is not listed - we offer a process which allows the body length and thread type to be adjusted quickly and economically. We also specialise in producing non-standard Pillars in a wide range of materials at very competitive prices. With this in mind we invite you to specify your requirements however large or small. Type A (Male/Male) Brass Pillars are available on request.



## BRASS PILLARS



## TYPE B

Thread	M2	M2.5	M3	M4	M5	M6	
Thread Length and Depth 't'	6.0	6.0	6.0	6.0	10.0	12.7	
Please note depth of thread will be reduced where body length 'L' is less than thread depth 't'							
Body Size Across Flats	4.0 A/F	5.5 A/F	5.5 A/F	7.0 A/F	8.0 A/F	10.0 A/F	
	Order Code	Order Code	Order Code	Order Code	Order Code	Order Code	
Body Length 'L' (Millimetres)	5	BP 05-B-M2	BP 05-B-M2.5	BP 05-B-M3	BP 05-B-M4	Available on application	
	10	BP 10-B-M2	BP 10-B-M2.5	BP 10-B-M3	BP 10-B-M4		BP 10-B-M5
	15	BP 15-B-M2	BP 15-B-M2.5	BP 15-B-M3	BP 15-B-M4	BP 15-B-M5	BP 15-B-M6
	20	BP 20-B-M2	BP 20-B-M2.5	BP 20-B-M3	BP 20-B-M4	BP 20-B-M5	BP 20-B-M6
	25	BP 25-B-M2	BP 25-B-M2.5	BP 25-B-M3	BP 25-B-M4	BP 25-B-M5	BP 25-B-M6
	30	BP 30-B-M2	BP 30-B-M2.5	BP 30-B-M3	BP 30-B-M4	BP 30-B-M5	BP 30-B-M6
	35	BP 35-B-M2	BP 35-B-M2.5	BP 35-B-M3	BP 35-B-M4	BP 35-B-M5	BP 35-B-M6
	40	BP 40-B-M2	BP 40-B-M2.5	BP 40-B-M3	BP 40-B-M4	BP 40-B-M5	BP 40-B-M6
	45	BP 45-B-M2	BP 45-B-M2.5	BP 45-B-M3	BP 45-B-M4	BP 45-B-M5	BP 45-B-M6
	50	BP 50-B-M2	BP 50-B-M2.5	BP 50-B-M3	BP 50-B-M4	BP 50-B-M5	BP 50-B-M6

PLEASE USE ORDERING CODE BP 15-B-M3

Brass Pillar \_\_\_\_\_  
 Body Length \_\_\_\_\_  
 Type B \_\_\_\_\_  
 Thread Size \_\_\_\_\_

## TYPE C

Thread	M2	M2.5	M3	M4	M5	M6	
Thread Depth 't'	6.0	6.0	6.0	6.0	10.0	12.7	
Please note depth of thread will be reduced where body length 'L' is less than thread depth 't'							
Body Size Across Flats	4.0 A/F	5.5 A/F	5.5 A/F	7.0 A/F	8.0 A/F	10.0 A/F	
	Order Code	Order Code	Order Code	Order Code	Order Code	Order Code	
Body Length 'L' (Millimetres)	5	Available on application	Available on application	Available on application	Available on application	Available on application	
	10						
	15	BP 15-C-M2	BP 15-C-M2.5	BP 20-C-M3	BP 20-C-M4	BP 20-C-M5	BP 25-C-M6
	20	BP 20-C-M2	BP 20-C-M2.5				
	25	BP 25-C-M2	BP 25-C-M2.5	BP 25-C-M3	BP 25-C-M4	BP 25-C-M5	BP 30-C-M6
	30	BP 30-C-M2	BP 30-C-M2.5	BP 30-C-M3	BP 30-C-M4	BP 30-C-M5	BP 30-C-M6
	35	BP 35-C-M2	BP 35-C-M2.5	BP 35-C-M3	BP 35-C-M4	BP 35-C-M5	BP 35-C-M6
	40	BP 40-C-M2	BP 40-C-M2.5	BP 40-C-M3	BP 40-C-M4	BP 40-C-M5	BP 40-C-M6
	45	BP 45-C-M2	BP 45-C-M2.5	BP 45-C-M3	BP 45-C-M4	BP 45-C-M5	BP 45-C-M6
	50	BP 50-C-M2	BP 50-C-M2.5	BP 50-C-M3	BP 50-C-M4	BP 50-C-M5	BP 50-C-M6

PLEASE USE ORDERING CODE BP 20-C-M3

Brass Pillar \_\_\_\_\_  
 Body Length \_\_\_\_\_  
 Type C \_\_\_\_\_  
 Thread Size \_\_\_\_\_

# STEEL PILLARS

## KEY FACTS

- Material: Mild steel (230M07).
- Finish: Zinc and passivate.
- All dimensions in millimetres.
- Type A (Male/Male) and Type C (Female/Female) Steel Pillars are available on request.
- RoHS compliant.

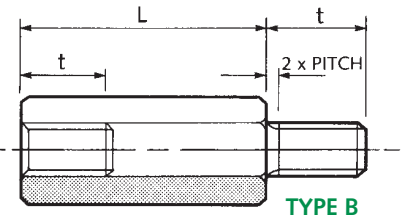
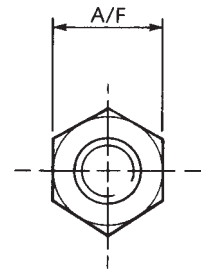
- Minimum order 100 pieces.
- Attractive quantity discounts available.
- Carriage is charged on all orders.

## CUSTOM MADE PILLARS

Do not worry if the part you require is not listed - we offer a process which allows the body length and thread type to be adjusted quickly and economically. We also specialise in producing non-standard Pillars in a wide range of materials at very competitive prices. With this in mind we invite you to specify your requirements however large or small. Type A (Male/Male) & Type C (Female/Female) Steel Pillars are available on request.



## STEEL PILLARS



## STEEL PILLARS

Thread		M3	M4	M5	M6
Thread Length and Depth 't'		6.0	6.0	10.0	12.0
Please note depth of thread will be reduced where body length 'L' is less than thread depth 't'					
Body Size Across Flats		5.5 A/F	7.0 A/F	8.0 A/F	10.0 A/F
		Order Code	Order Code	Order Code	Order Code
Body Length 'L' (Millimetres)	5	SP 05-B-M3	SP 05-B-M4		Available on application
	10	SP 10-B-M3	SP 10-B-M4	SP 10-B-M5	
	15	SP 15-B-M3	SP 15-B-M4	SP 15-B-M5	SP 15-B-M6
	20	SP 20-B-M3	SP 20-B-M4	SP 20-B-M5	SP 20-B-M6
	25	SP 25-B-M3	SP 25-B-M4	SP 25-B-M5	SP 25-B-M6
	30	SP 30-B-M3	SP 30-B-M4	SP 30-B-M5	SP 30-B-M6
	35	SP 35-B-M3	SP 35-B-M4	SP 35-B-M5	SP 35-B-M6
	40	SP 40-B-M3	SP 40-B-M4	SP 40-B-M5	SP 40-B-M6
	45	SP 45-B-M3	SP 45-B-M4	SP 45-B-M5	SP 45-B-M6
	50	SP 50-B-M3	SP 50-B-M4	SP 50-B-M5	SP 50-B-M6

PLEASE USE ORDERING CODE **SP 20-B-M3**

Steel Pillar \_\_\_\_\_

Body Length \_\_\_\_\_

Type B \_\_\_\_\_

Thread Size \_\_\_\_\_

# SCREWLOCK ASSEMBLIES (D-TYPE CONNECTOR)

## KEY FACTS

- Material: Mild steel (230M07).
- Finish: Zinc and passivate.
- All dimensions in millimetres.
- RoHS compliant.
- Minimum order 100 pieces.
- Carriage is charged on all orders.

## CUSTOM MADE SCREWLOCK ASSEMBLIES

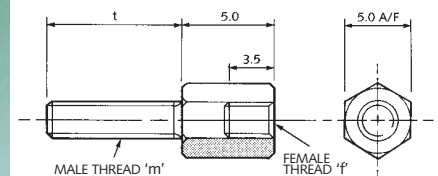
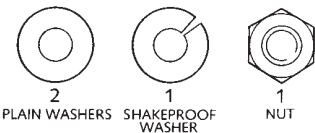
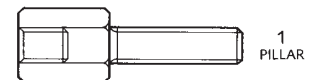
Do not worry if the part you require is not listed - we can produce Screwlocks with alternative threads in varying combinations of male and female terminations. With this in mind we invite you to specify your individual requirements however large or small.

## SCREWLOCK ASSEMBLIES

Order Code	Thread Length 't'	Female Thread 'f'	Male Thread 'm'
SCA05-05-4UNC	5.0	4-40UNC	4-40UNC
SCA05-08-4UNC	8.0	4-40UNC	4-40UNC
SCA05-08-4UNCF/M3M	8.0	4-40UNC	M3
SCA05-08-M3F/4UNCM	8.0	M3	4-40UNC
SCA05-08-M3	8.0	M3	M3
SCA05-10-4UNC	10.0	4-40UNC	4-40UNC
SCA05-13-4UNC	13.0	4-40UNC	4-40UNC
SCA05-145-4UNC	14.5	4-40UNC	4-40UNC



## SCREWLOCK ASSEMBLIES



# EARTHING BARS


## KEY FACTS

All of our Earthing Bars are manufactured from brass, and are designed to provide an economical and effective means of earthing. In addition to our standard range, we specialise in manufacturing custom made Earthing Bars and strips to your individual requirements, at very competitive prices, in alternative materials such as copper.

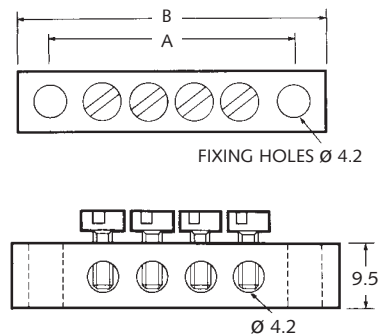
- RoHS compliant.

## EARTHING BARS

	'A'	'B'
4-way	34mm	44mm
5-way	40mm	50mm
6-way	46mm	56mm
7-way	52mm	62mm
8-way	58mm	68mm
9-way	64mm	74mm
10-way	70mm	80mm
11-way	76mm	86mm
12-way	82mm	92mm
13-way	88mm	98mm
14-way	94mm	104mm
15-way	100mm	110mm



## EARTHING BARS



# MACHINED COMPONENTS

## DO YOU REQUIRE PRECISION MACHINED COMPONENTS?

If you need machined components and assemblies of any type, in any material, in large or small quantities, give us a call and we'll do our best to help.

All work is strictly monitored under the quality procedures of BS EN ISO 9001:2000 to ensure that you receive quality products, manufactured to the highest standard, every time.



Mulder-Hardenberg bv, The Netherlands  
Tel.: +31 (0)23 - 531 91 84  
info1@m-h.biz

Mulder-Hardenberg N.V., Belgium  
Tel.: +32 (0)3 - 660 13 20  
infoe@m-h.biz

Mulder-Hardenberg GmbH, Germany  
Tel.: +49 (0)6192 - 97 91 85  
info@m-h.biz

[www.mulder-hardenberg.com](http://www.mulder-hardenberg.com)

